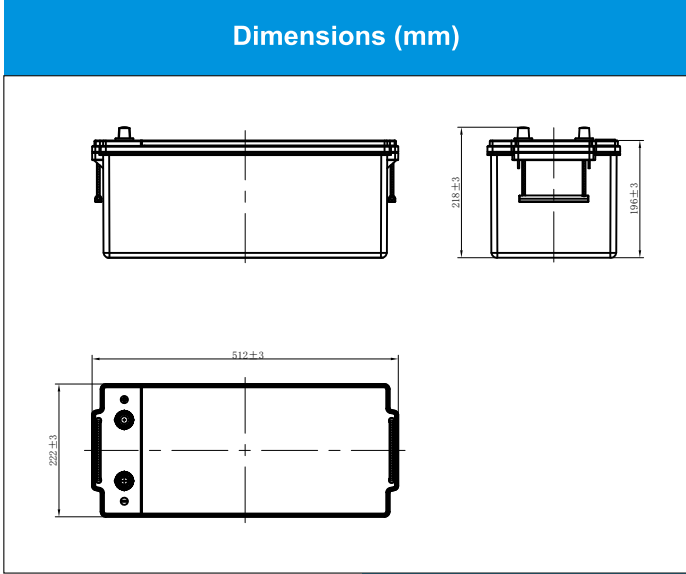


# LPM12-180 [12V180Ah]

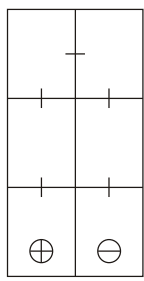
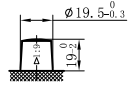
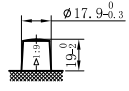




### Physical Specification (mm)

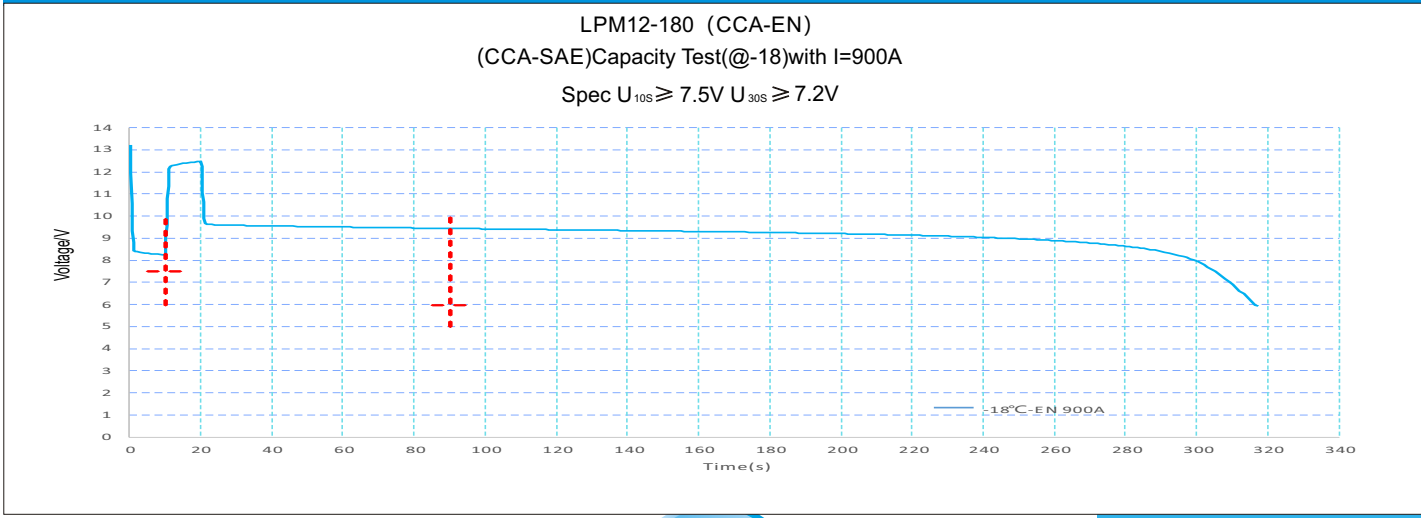
Nominal Voltage		12V
Nominal Capacity(20HR)		180Ah
Dimension	Length	512±3mm(20.16inches)
	Width	222±3mm(8.74inches)
	Container Height	196±3mm(7.72inches)
	Total Height(with Terminal)	218±3mm(8.58inches)
Weight		Approx 51Kg(112.46lbs)
Standard Terminal		1
Cell layout		3
Hold-Down		B0
Cell plate qty		/
Case		Black-PP Material
Cover		Black-PP Material
Handle		Black-PP Material

### Electrical Specification

Rated Capacity	20 hour rate(9.0A)	180Ah
Reserve Capacity		360min
Cold Cranking Performance Amps@0°F(-18°C)		900A

Standard Terminal (mm)		Cell Layout	
Terminal Type	D		 <p style="text-align: center;">Figure(3)</p>
		Positive	
1	19.5 <sup>0</sup> <sub>-0.3</sub>	17.9 <sup>0</sup> <sub>-0.3</sub>	
			
			
Pos 2:1		Neg 2:1	

## Discharge Characteristics(-18°C,0°F)



\*Values are subject to variation of +/- 5% in normal manufacturing processes.  
\*Technical specifications and the product line above could be changed without prior notice.