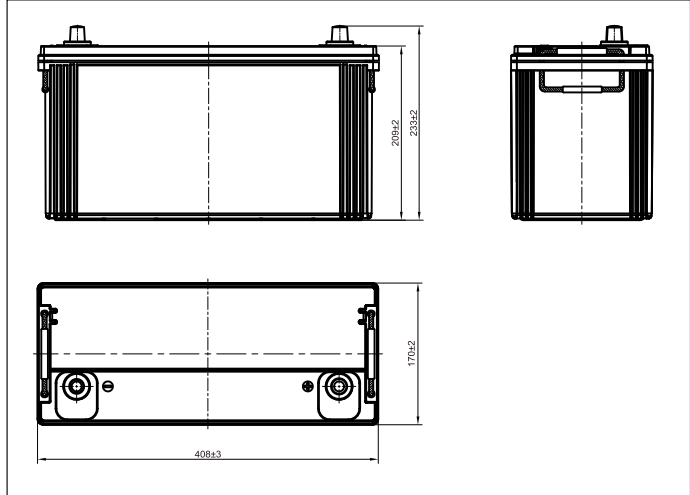




95E41L (12V100Ah)



Dimensions (mm)



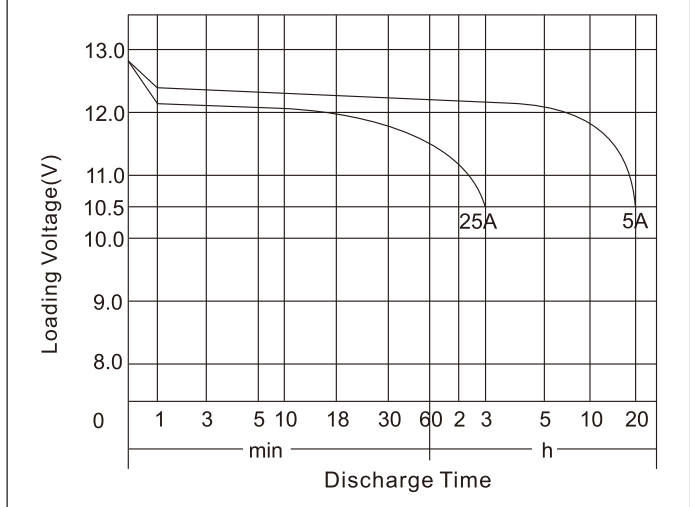
Physical Specification (mm)

Nominal Voltage		12V
Nominal Capacity(20HR)		100Ah
Dimension	Length	408±3mm(16.06inches)
	Width	170±2mm(6.69inches)
	Container Height	209±2mm(8.23inches)
	Total Height(with Terminal)	233±2mm(9.17inches)
Weight		Approx 25.9Kg(57.05lbs)
Acid		1.280±0.015g/cm ³ (25°C)
Standard Terminal		1
Cell layout		0
Hold-Down		B0
Cell plate qty		/
Case		Black-PP Material
Cover		Black-PP Material
Handle		Black-PP Material
QTY/PLT/layer		/

Electrical Specification

Rated Capacity	20 hour rate(5A)	100Ah
Reserve Capacity		179min
Cold Cranking Performance Amps@0°F(-18°C)		750A

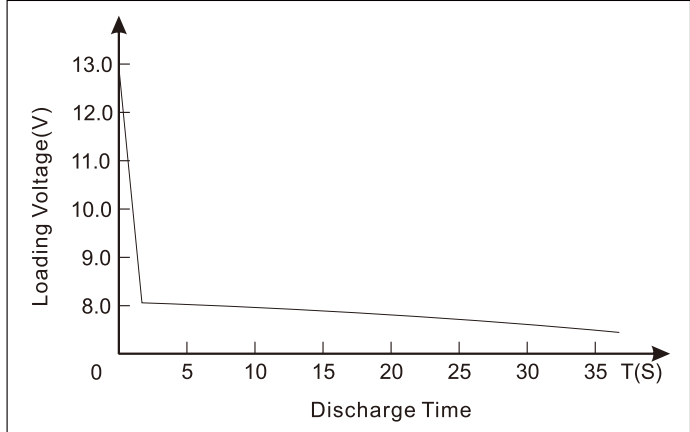
Discharge Characteristics(25°C,70°F)



Standard Terminal (mm) Cell Layout

Terminal Type	D		Diagram
	Positive	Negative	
1	19.5 ⁰ _{-0.3}	17.9 ⁰ _{-0.3}	

Discharge Characteristics(-18°C,0°F)



*Values are subject to variation of +/- 5% in normal manufacturing processes.
 *Technical specifications and the product line above could be changed without prior notice.