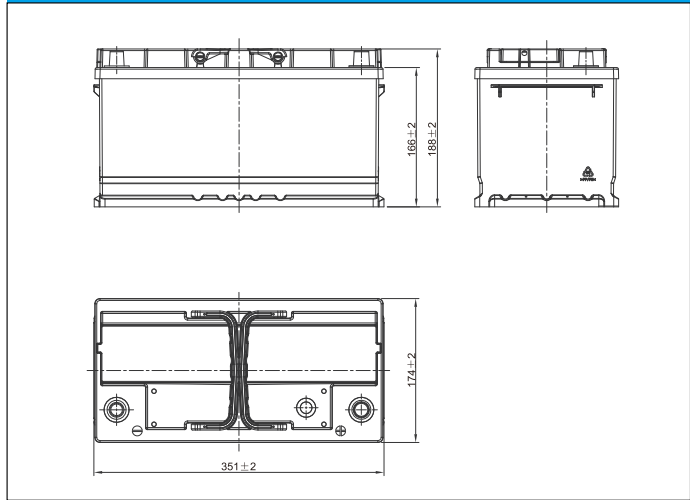




# 6-QW-60(460)-L [12V60Ah]



## Dimensions (mm)



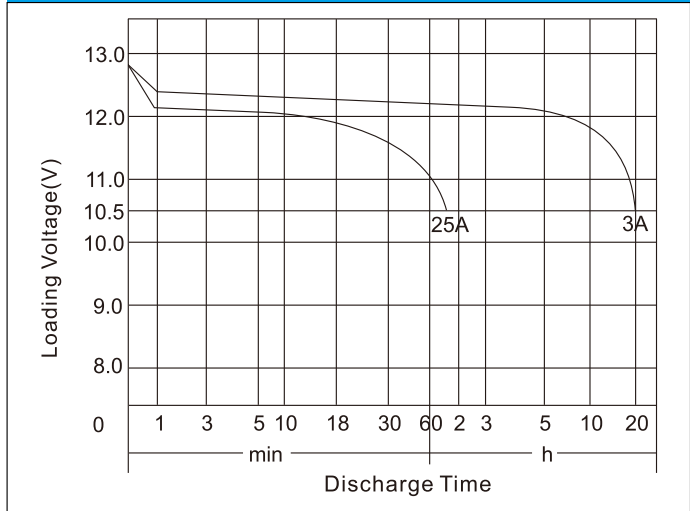
## Physical Specification (mm)

Nominal Voltage		12V
Nominal Capacity(20HR)		60Ah
Dimension	Length	351±2mm(13.8inches)
	Width	174±2mm(6.85inches)
	Container Height	188±2mm(7.40inches)
	Total Height(with Terminal)	188±2mm(7.40inches)
Weight		Approx 18.7Kg(41.2lbs)
Acid		1.280±0.015g/cm <sup>3</sup> (25°C)
Standard Terminal		1
Cell layout		0
Hold-Down		B13
Cell plate qty		/
Case		Black-PP Material
Cover		Black-PP Material
Handle		Black-PP Material
QTY/PLT/layer		/

## Electrical Specification

Rated Capacity	20 hour rate(3A)	60Ah
Reserve Capacity		98min
Cold Cranking Performance Amps@0°F(-18°C)		460A

## Discharge Characteristics(25°C,70°F)



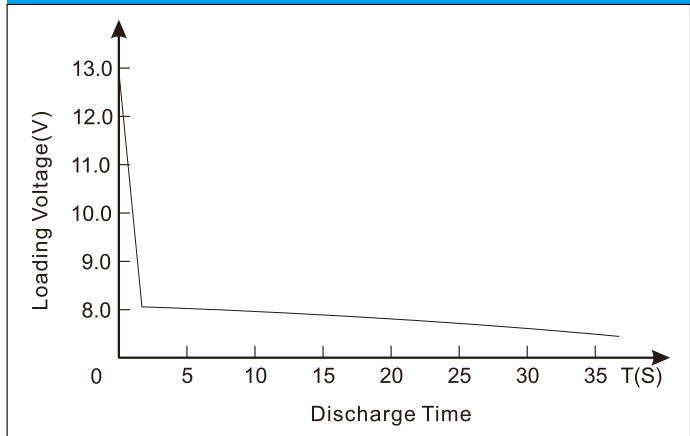
## Standard Terminal (mm)      Cell Layout

Terminal Type	D		Diagram
	Positive	Negative	
1	19.5 <sup>0</sup> <sub>-0.3</sub>	17.9 <sup>0</sup> <sub>-0.3</sub>	

Figure(0)

## Discharge Characteristics(-18°C,0°F)



\*Values are subject to variation of +/- 5% in normal manufacturing processes.  
 \*Technical specifications and the product line above could be changed without prior notice.