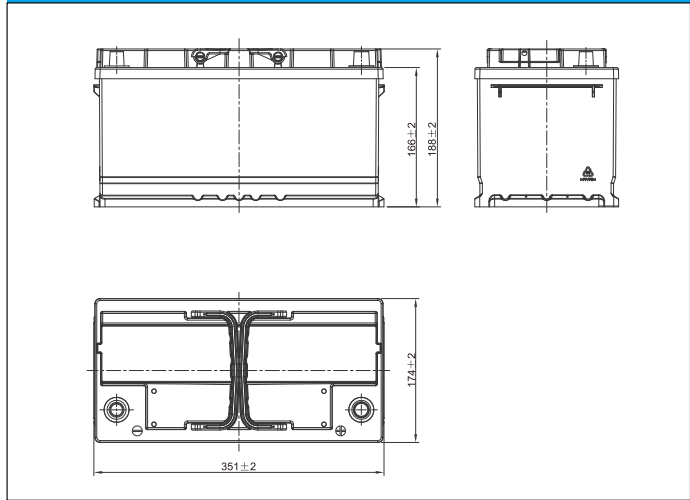




58827 [12V88Ah]



Dimensions (mm)



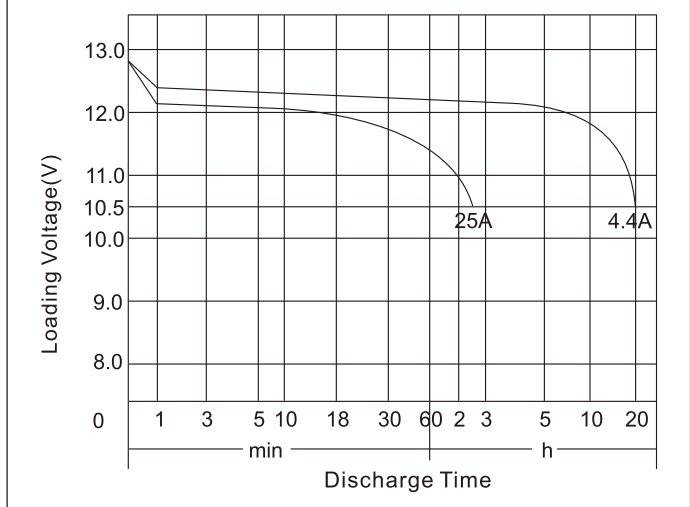
Physical Specification (mm)

Nominal Voltage		12V
Nominal Capacity(20HR)		88Ah
Dimension	Length	351±2mm(13.8inches)
	Width	174±2mm(6.85inches)
	Container Height	188±2mm(7.40inches)
	Total Height(with Terminal)	188±2mm(7.40inches)
Weight		Approx 22.0Kg(48.51lbs)
Acid		1.280±0.015g/cm ³ (25°C)
Standard Terminal		1
Cell layout		0
Hold-Down		B13
Cell plate qty		/
Case		Black-PP Material
Cover		Black-PP Material
Handle		Black-PP Material
QTY/PLT/layer		/

Electrical Specification

Rated Capacity	20 hour rate(4.4A)	88Ah
Reserve Capacity		154min
Cold Cranking Performance Amps@0°F(-18°C)		690A

Discharge Characteristics(25°C,70°F)

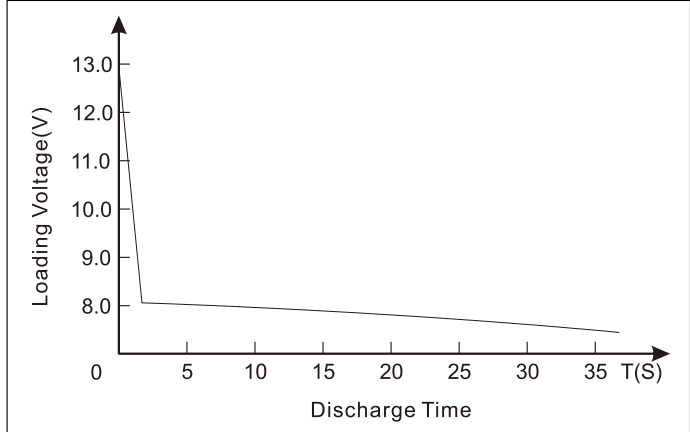


Standard Terminal (mm) Cell Layout

Terminal Type	D		Cell Layout Diagram
	Positive	Negative	
1	19.5 ⁰ _{-0.3}	17.9 ⁰ _{-0.3}	

Figure(0)

Discharge Characteristics(-18°C,0°F)



*Values are subject to variation of +/- 5% in normal manufacturing processes.
 *Technical specifications and the product line above could be changed without prior notice.