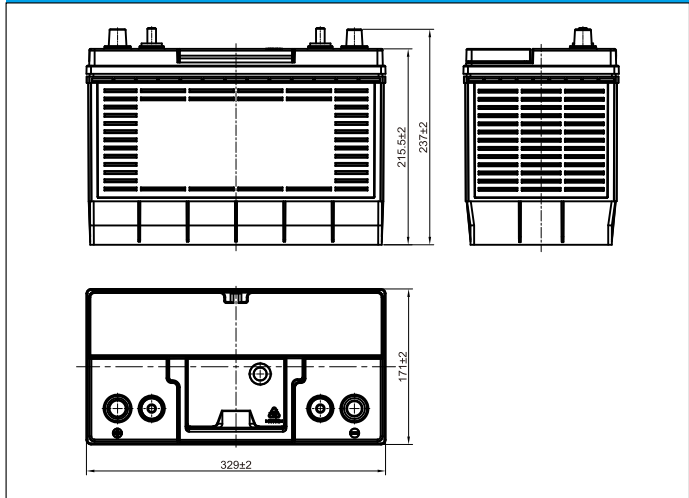




BCI 31AT-660 (12V90Ah)



Dimensions (mm)



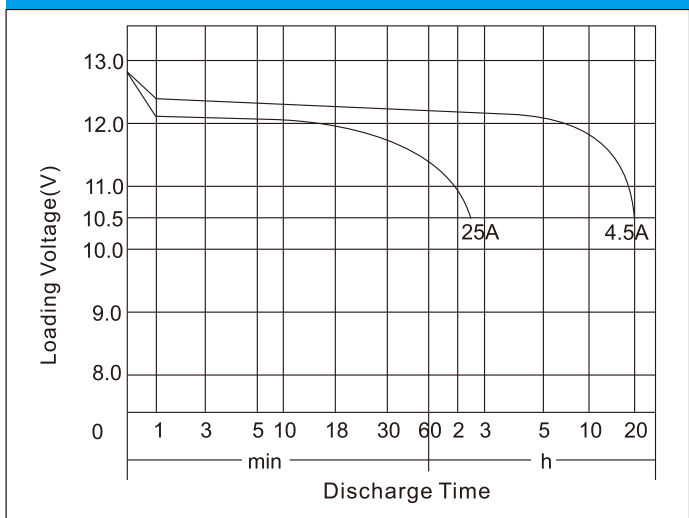
Physical Specification (mm)

Nominal Voltage		12V
Nominal Capacity(20HR)		90Ah
Dimension	Length	329±2mm(12.95inches)
	Width	171±2mm(6.73inches)
	Container Height	215.5±2mm(8.48inches)
	Total Height(with Terminal)	237±2mm(9.33inches)
Weight		Approx 23.0Kg(50.72lbs)
Acid		1.280±0.015g/cm ³ (25°C)
Standard Terminal		12
Cell layout		1
Hold-Down		B0
Cell plate qty		/
Case		Black-PP Material
Cover		Black-PP Material
Handle		Black-PP Material
QTY/PLT/layer		/

Electrical Specification

Rated Capacity	20 hour rate(4.5A)	90Ah
Reserve Capacity		158min
Cold Cranking Performance Amps@0°F(-18°C)		660A

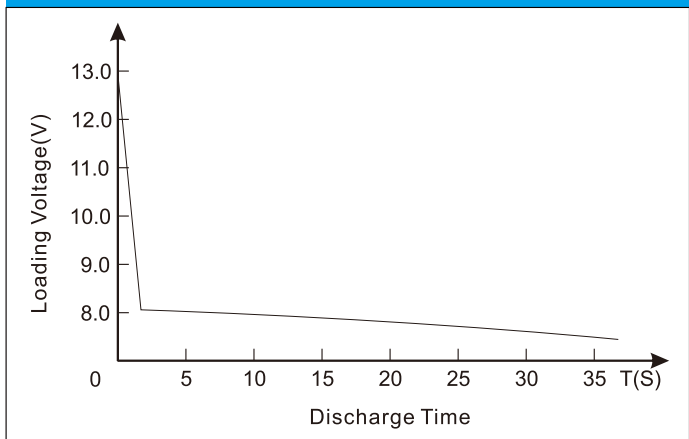
Discharge Characteristics(25°C,70°F)



Standard Terminal (mm) Cell Layout

Terminal Type	12	<p>Figure(1)</p>
Positive		
Negative		

Discharge Characteristics(-18°C,0°F)



*Values are subject to variation of +/- 5% in normal manufacturing processes.
 **Technical specifications and the product line above could be changed without prior notice.